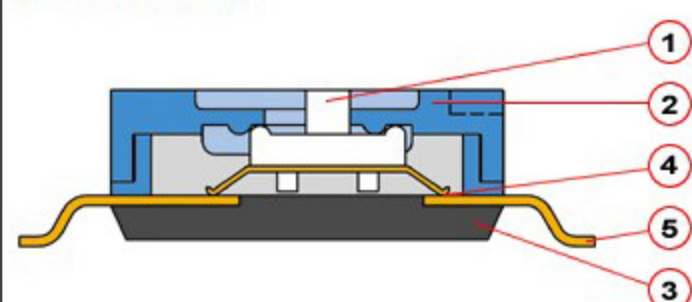


HRM CONSTRUCTION



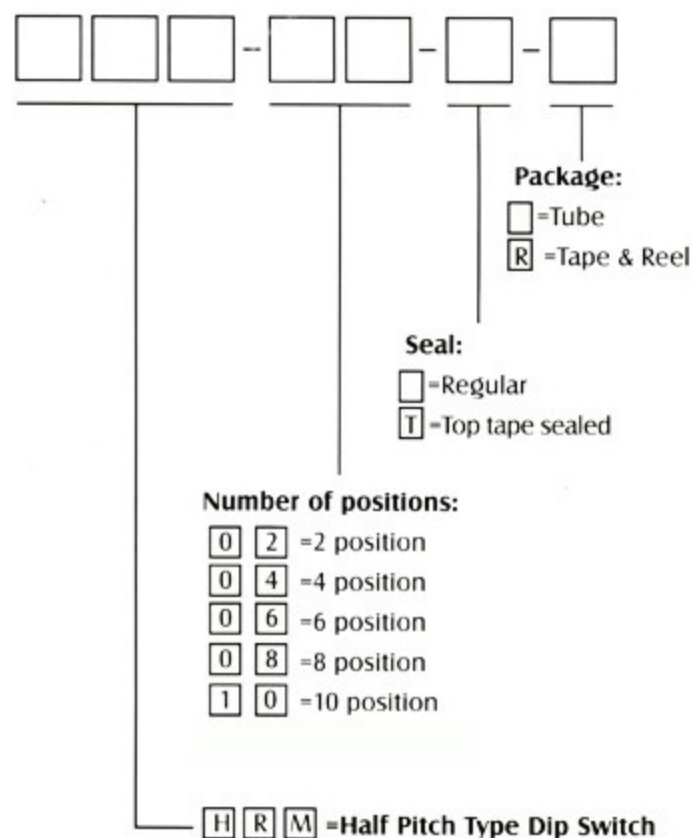
1. Half Pitch (1.27mm) terminal.
2. Gold plated electrical contacts and terminals gives excellent results when soldering.
3. All materials are UL94V-0 grade fire retardant plastics.

ITEM	Description	Materials	Treatment
1	Actuator	UL94V-0 Nylon	Molded white
2	Cover	UL94V-0 Nylon	Molded black
3	Base	UL94V-0 Nylon	Molded black
4	Contact	Copper	Gold plating
5	Terminal	Brass	Gold plating

MODEL

PROD NO.	NO. OF POS	DIM A
HRM-02	2	3.68 (.145)
HRM-04	4	6.22 (.245)
HRM-06	6	8.76 (.345)
HRM-08	8	11.30 (.445)
HRM-10	10	13.84 (.545)

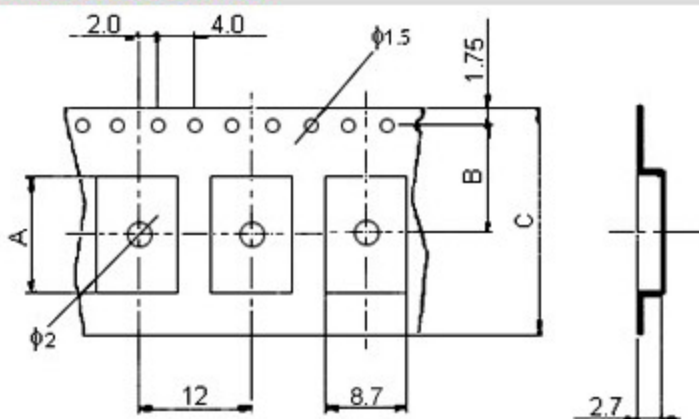
HOW TO ORDER



Example: HRM is slide type half pitch DIP switch, Recessed Actuator. The amount of actuators, contacts and terminals are based on position number.

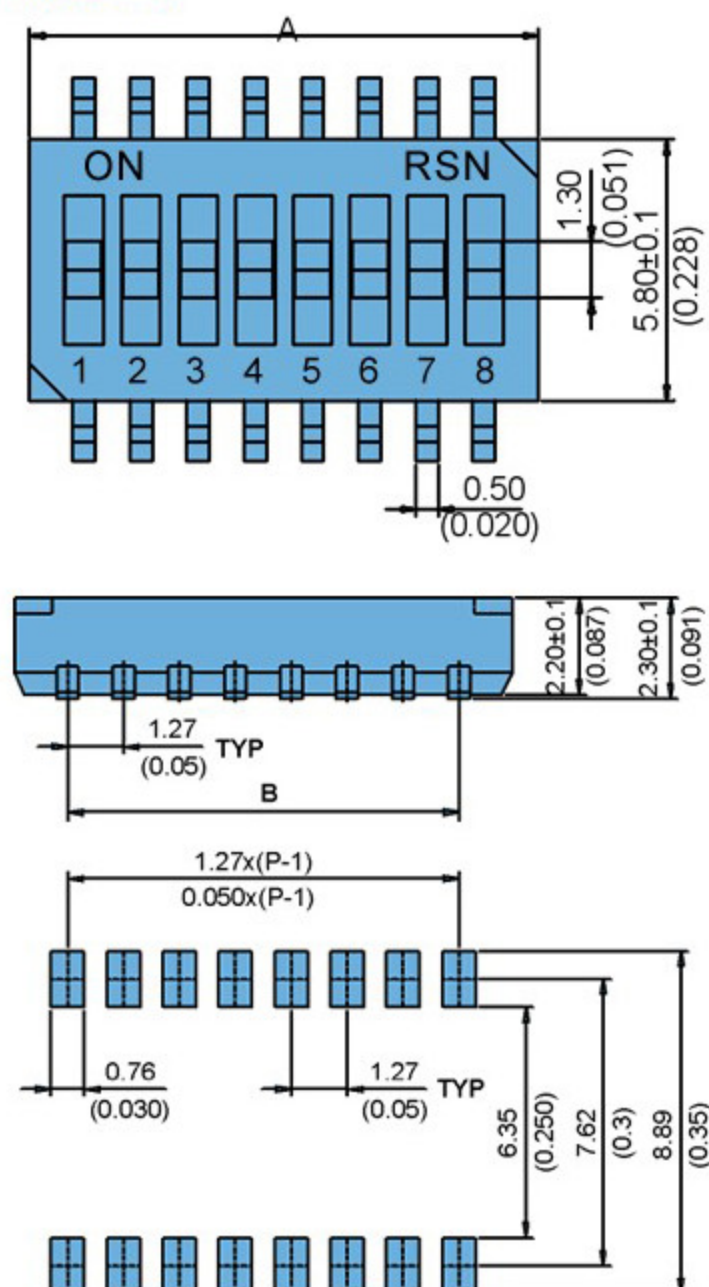
PACKING All DIP switches are shipped in standard IC tubes or Tape & Reel Package with all poles in the "OFF" position.

CARRIER TAPE PACKING

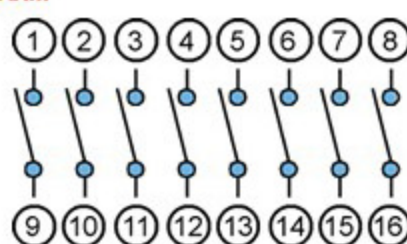


PART NO.	NO. OF POS	A	B	C	Q'TY/REEL
HRM-02	02	4.10	5.5	12	2000 pcs
HRM-04	04	6.60	7.5	24	2000 pcs
HRM-06	06	9.20	7.5	24	2000 pcs
HRM-08	08	11.70	11.5	24	2000 pcs
HRM-10	10	14.30	11.5	24	2000 pcs

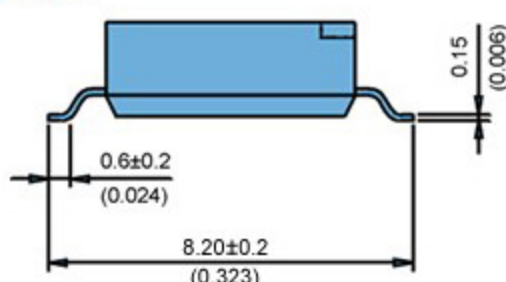
P.C.B. LAYOUT



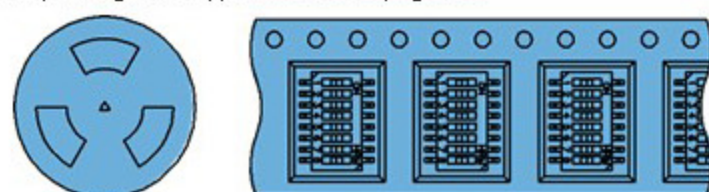
CIRCUIT DIAGRAM



TERMINAL TYPE



Tape & reel packing (Per EIA standards)
 For packing details, please refer to pages 13



SPECIFICATION

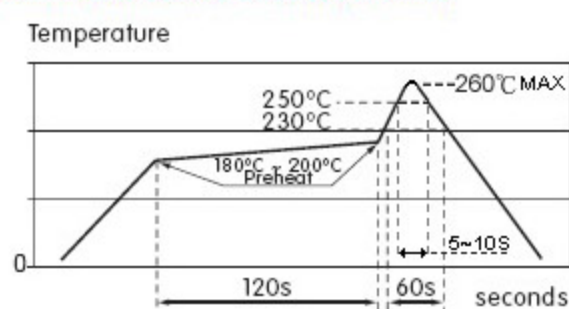
ELECTRICAL
 Electrical life: 2000 operation cycles per switch 24VDC, 25mA.
 Non-Switching Rating: 100mA, 50 VDC
 Switching Rating: 25mA, 24VDC.
 Contact resistance: 100mΩ max. at initial
 Insulation resistance: 100MΩ min. (at 100VDC)
 Dielectric Strength: 300VAC/1 minute.
 Capacitance: 5pF max.
 Circuit: Single pole single throw

MECHANICAL
 Mechanical life: 1000 operations per cycle switch
 Operation Force: 500gf max.
 Stroke: 0.65mm
 Operation Temp: -25° C to +70° C
 Storage Temp: -40° C to +85° C
 Vibration Test: MIL-STD-202F METHOD 201a
 Frequency: 10-55-10Hz/1 min
 Directions: X, Y, Z, three mutually perpendicular directions.
 Time: 2 hours each direction.
 High reliability.
 Shock Test: MIL-STD-202F METHOD 213B.
 CONDITION A
 GRAVITY: 50G (peak value), 11 m/sec.
 Direction and times: 6 sides and three times in each direction. High reliability.

SOLDERING AND CLEANING PROCESSES

Soldering: vapor phase & IR-reflow soldering can be applied.
 Cleaning: Freon TE, TF or trichloromethane by ultra-sonic wave washing for two minutes yields excellent results.

Reflow Temperature Profile. (reference)



CARRIER TAPE PACKING

