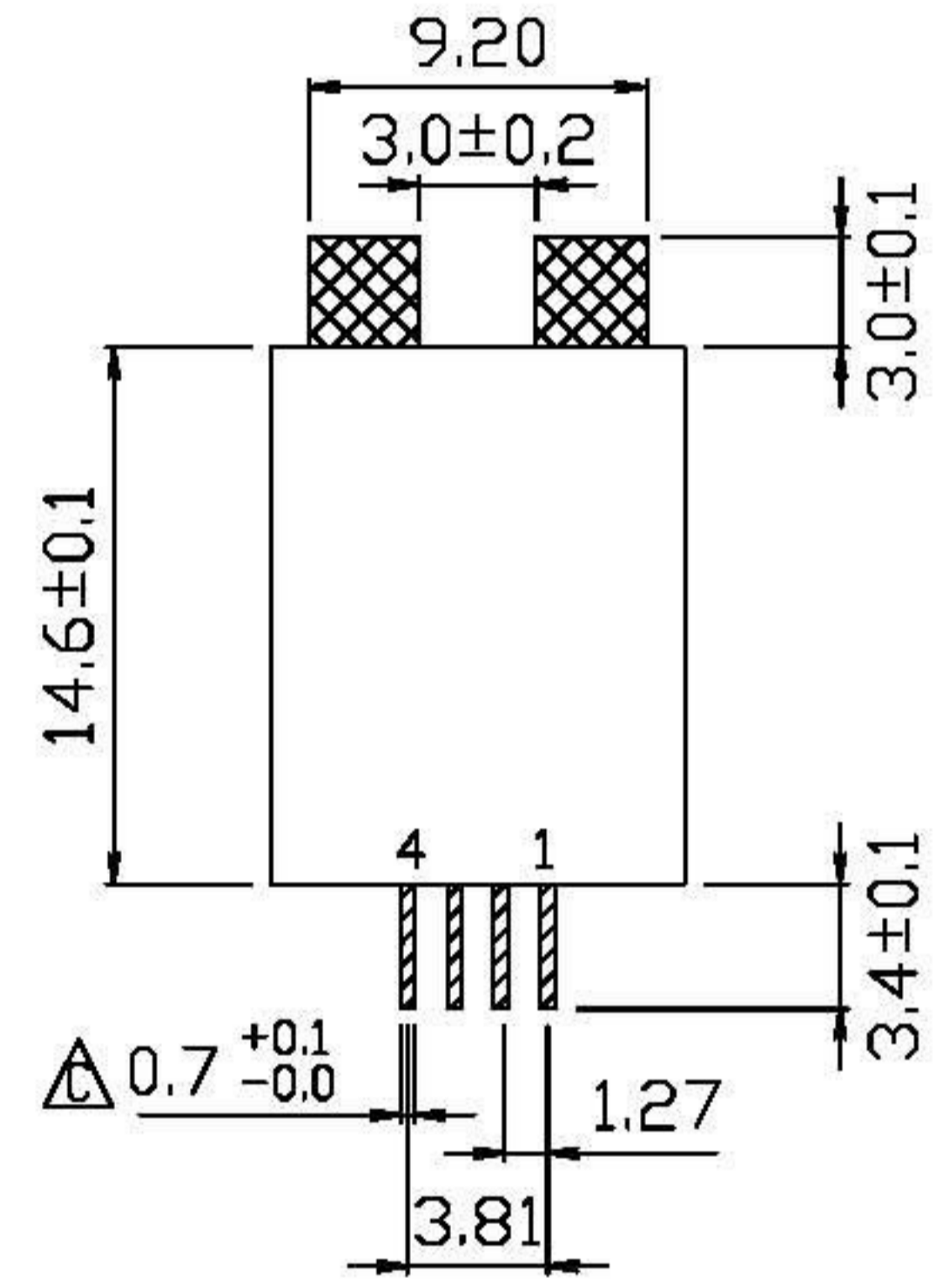
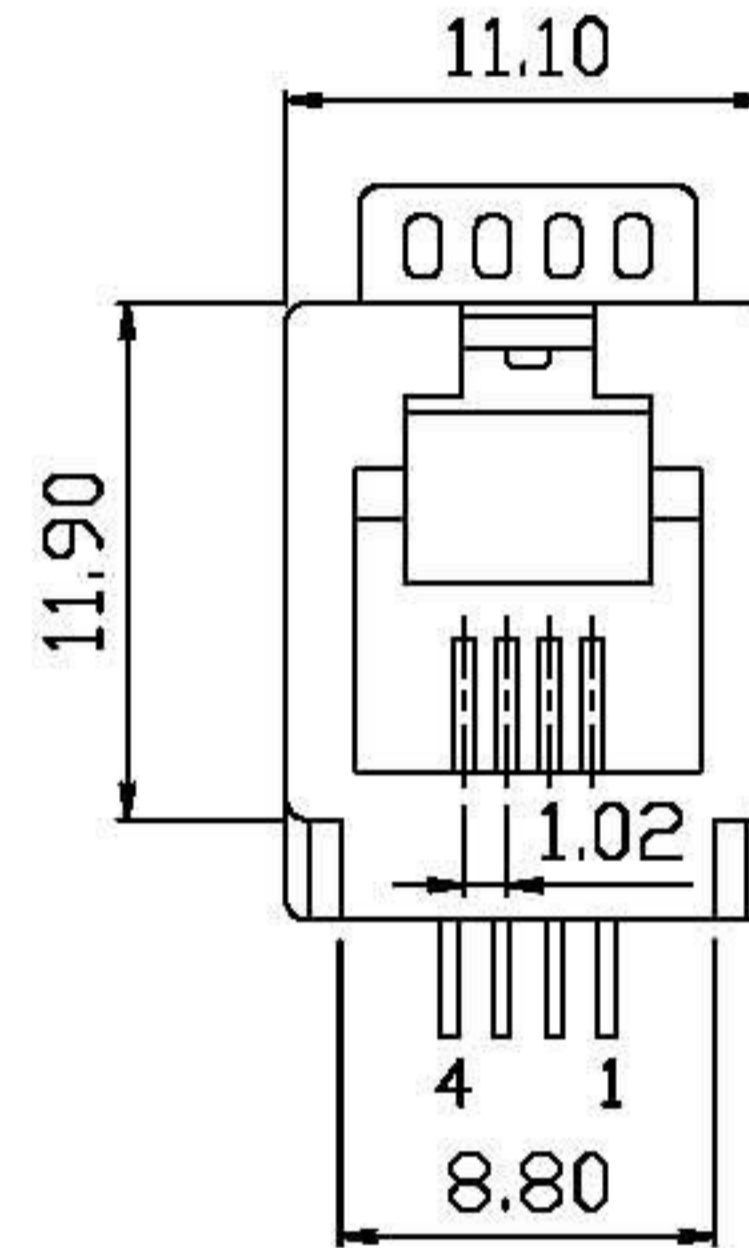
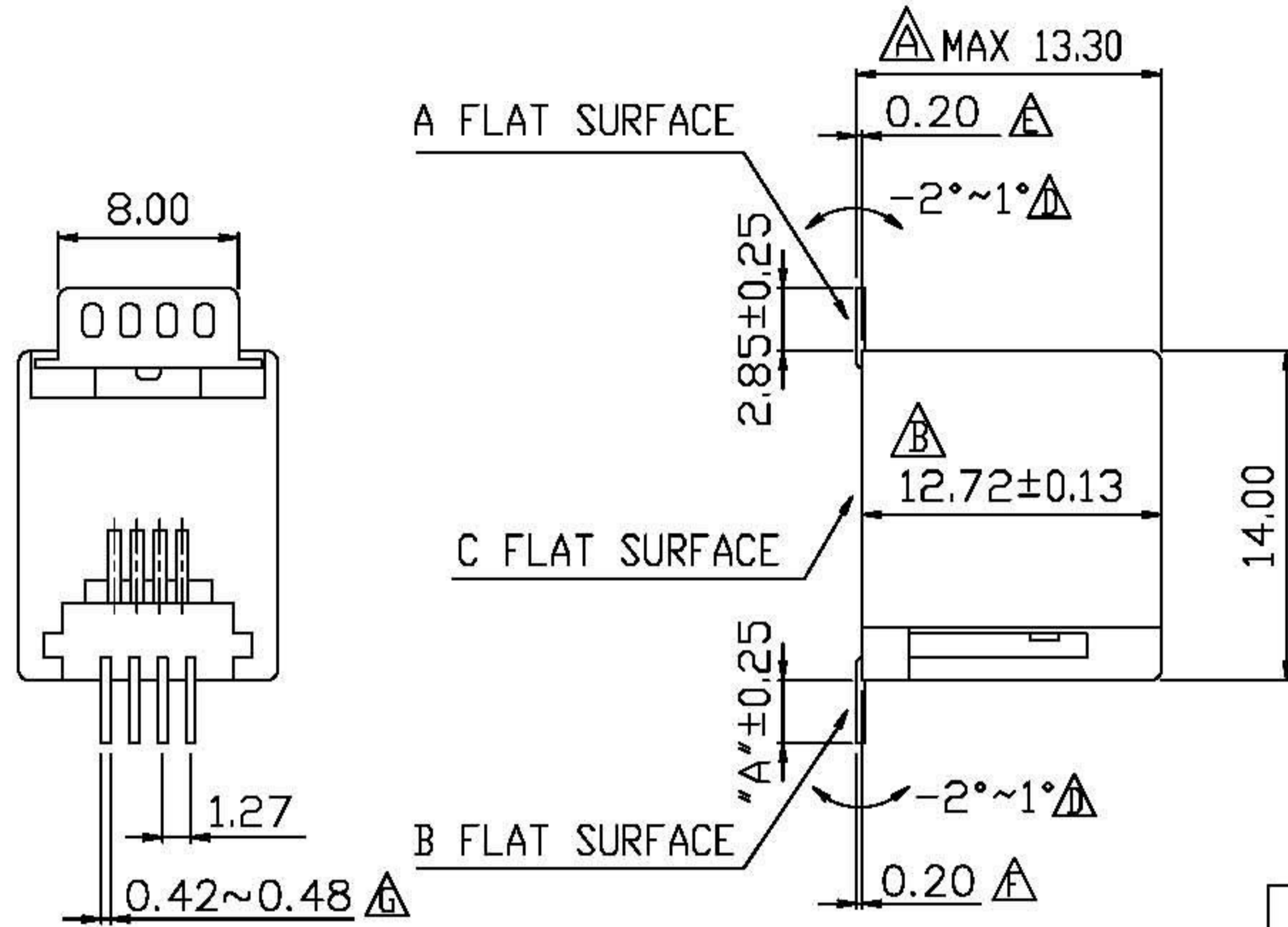


# RoHS Compliance



PCB LAYOUT Ref.

REVISIONS			
LTR	DESCRIPTION	DATE	APP
△	12.80±0.1	05/20/'00	CHANG
△	12.80	05/20/'00	CHANG
△	0.6 <sup>+0.1</sup> / <sub>-0.0</sub>	03/27/'06	CHANG
△	±2°	03/27/'06	CHANG
△	ADD	03/27/'06	CHANG
△	ADD	03/27/'06	CHANG
△	ADD	03/27/'06	CHANG

- NOTE:
1. A AND B HIGHEST POINT MUST OVER C FLAT SURFACE.
  2. THE MAXIMUM DISTANCE (<0.15m/m) BETWEEN LOWEST AND HIGHEST ON A AND B FLAT SURFACE.

DO NOT SCALE DRAWING	TOLERANCES UNLESS OTHERWISE NOTED	INCH	MM	DR. CIAN.CI.LUO	DATE DEC-24 '08
THIRD ANGLE PROJECTION	LINEAR	MM 00 ± .01 000 ± .005 0000 ± .002	INCH 0.0 ± 0.25 0.00 ± 0.13 0.000 ± 0.05	CK'D M.CHANG	DEC-24 '08
MM INCH	ANGLE ± 0° 30'	RADII	+ 0.40 - 0.15	APP'D W.J.YANG	DEC-25 '08

**E-YUNG ENTERPRISE CO., LTD.**

TITLE 4POSITION TOP ENTRY SMT TYPE  
W/O BOARD LOCK PCB JACK

SCALE	SIZE	DWG.NO.	REV.	SHEET
		973801	12	1